

### OPTION (a)

Organizer provides the sound system (mixing and PA), cables, microphone stands, and DI boxes.

Druyd brings their own onstage monitoring equipment.

The organizer provides the mixing system and a stereo output to the stage which will be used for onstage in ear monitoring. The organizer also provides the cables, microphone stands, and DI boxes for the guitars. Druyd uses their own headphones and monitoring preamp, so no other monitoring is needed. Druyd also uses their own microphones (3 condenser and 3 dynamic microphones).

#### Organizer provides:

##### Stage requirements:

- min. 4m wide, 3m deep, 0.6m high
- 2 chairs (no armrests)

##### Cables:

- six XLR cables of adequate length for Druyd's microphones, from microphones to the mixer/multicore
- two cables of adequate length for onstage monitoring, from sound engineer's mixer/multicore to male TRS or XLR in Druyd's monitoring preamp (male TRS or XLR)
- two guitar TRS cables, from guitars to DI boxes
- adequate cables from DI boxes to the mixer

##### DI boxes:

- two high quality guitar DI boxes for active preamps in guitars, from DI boxes to the mixer/multicore

##### Microphone stands:

- five standard size microphone stands

##### Mixer:

- 8 channels minimum, top quality brand
- good quality FX on the mixer or external reverb effect

##### Speakers:

- top quality professional brand, including subwoofer
- speakers are to be placed in front of the front line of the stage plan

#### Druyd provides:

##### *Microphones:*

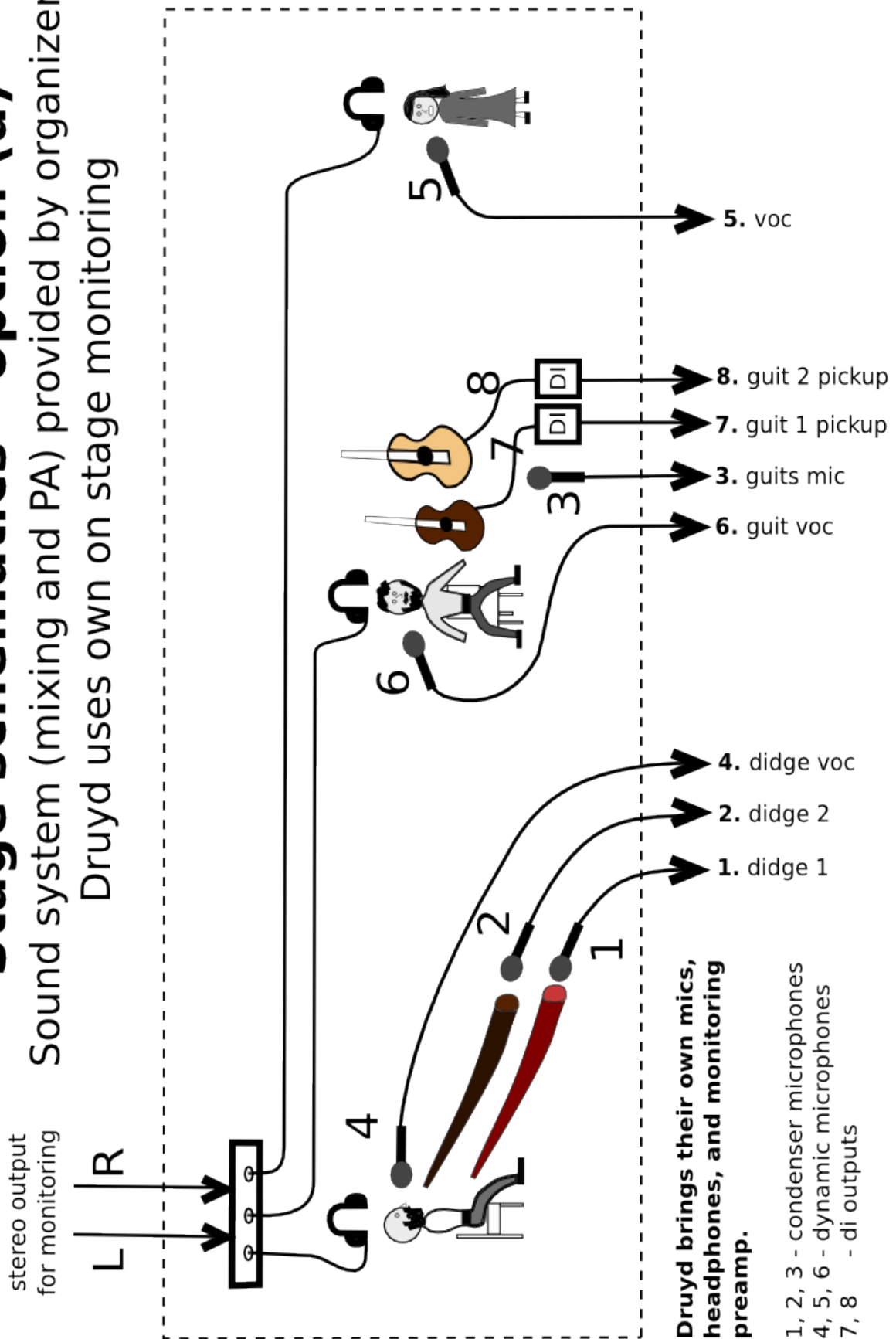
- *Druyd uses their own microphones (3 condenser and 3 dynamic microphones)*

##### *Monitoring:*

- *Druyd uses their own monitoring preamp and headphones (main stereo out signal is provided to the stage in 2 male XLR or TRS cables which Druyd plugs in their headphone amplifier on stage)*

## Stage schematics - option (a)

Sound system (mixing and PA) provided by organizer  
Druyd uses own on stage monitoring



### OPTION (b)

Organizer provides the sound system (mixing and PA), cables, microphone stands, and DI boxes.

Druyd uses their own onstage mixing and monitoring equipment.

Druyd uses their own digital mixer Yamaha 01V96VCM on stage. For monitoring they use their headphones with their own monitoring preamp, so no other monitoring is needed. Druyd gives the stereo mix out signal through two XLR. The cables, microphone stands, and two guitar DI boxes should be provided by the organizer. Druyd uses their own microphones (3 condenser and 3 dynamic microphones).

#### Organizer provides:

##### Stage requirements:

- min. 4m wide, 3m deep, 0.6m high
- 2 chairs (no armrests)

##### Cables:

- six XLR cables of adequate length for Druyd's microphones, from microphones to the mixer/multicore
- two guitar TRS cables, from guitars to DI boxes
- two TRS cables of adequate length from DI boxes to the mixer/multicore
- two cables of adequate length from Druyd's mixer output (male XLR) to the adequate connector for PA system (speaker cabinets), or to the sound engineer's mixer/multicore
- two cables of adequate length for onstage stereo monitoring, from sound engineer's mixer to Druyd's monitoring preamp (male TRS or XLR)

##### DI boxes:

- two high quality guitar DI boxes for active preamps in guitars, from DI boxes to the mixer/multicore

##### Microphone stands:

- 5 standard size microphone stands

#### Druyd provides:

##### *The rest of the onstage equipment:*

- *microphones*
- *onstage cables*

##### *Monitoring:*

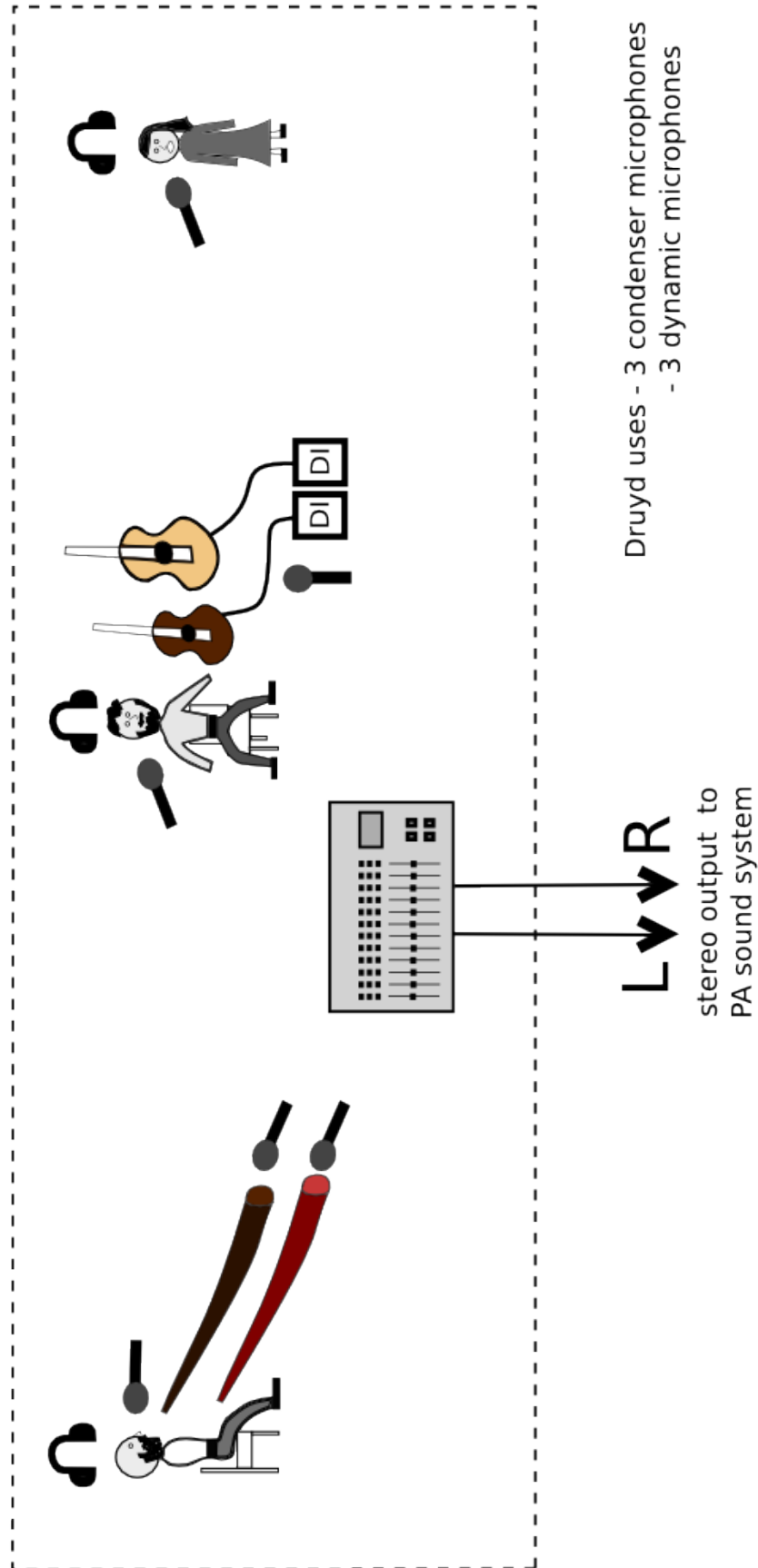
- *Druyd uses their own monitoring preamp and headphones (main stereo out signal is provided to the stage in 2 male XLR or TRS cables which Druyd plugs in their headphone amplifier on stage)*

## Stage schematics - option (b)

Druid uses own full on stage mixing and monitoring equipment.

The organizer provides the PA sound system, onstage cables,

DI boxes, and microphone stands.



### OPTION (c)

Organizer provides the PA sound system.

Druyd uses their own onstage mixing and monitoring equipment, onstage cables, onstage equipment, and microphone stands.

Druyd uses their own digital mixer Yamaha 01V96VCM on stage. For monitoring their use their headphones with their own monitoring preamp, so no other monitoring is needed. Druyd gives the stereo mix out signal through two XLR outputs - these cables should be provided by the organizer. Druyd uses their own microphones (3 condenser, 3 dynamic microphones).

#### Organizer provides:

##### Stage requirements:

- min. 4m wide, 3m deep, 0.6m high
- 2 chairs (no armrests)

##### Cables:

- two cables of adequate length from Druyd's mixer output (male XLR) to the adequate connector for PA system (speaker cabinets), or to the sound engineer's mixer/multicore
- two cables of adequate length for onstage stereo monitoring, from sound engineer's mixer to Druyd's monitoring preamp (male TRS or XLR)

##### Microphone stands:

- 5 standard size microphone stands

#### Druyd provides:

##### *The rest of the onstage equipment:*

- *microphones*
- *DI boxes*
- *onstage cables*

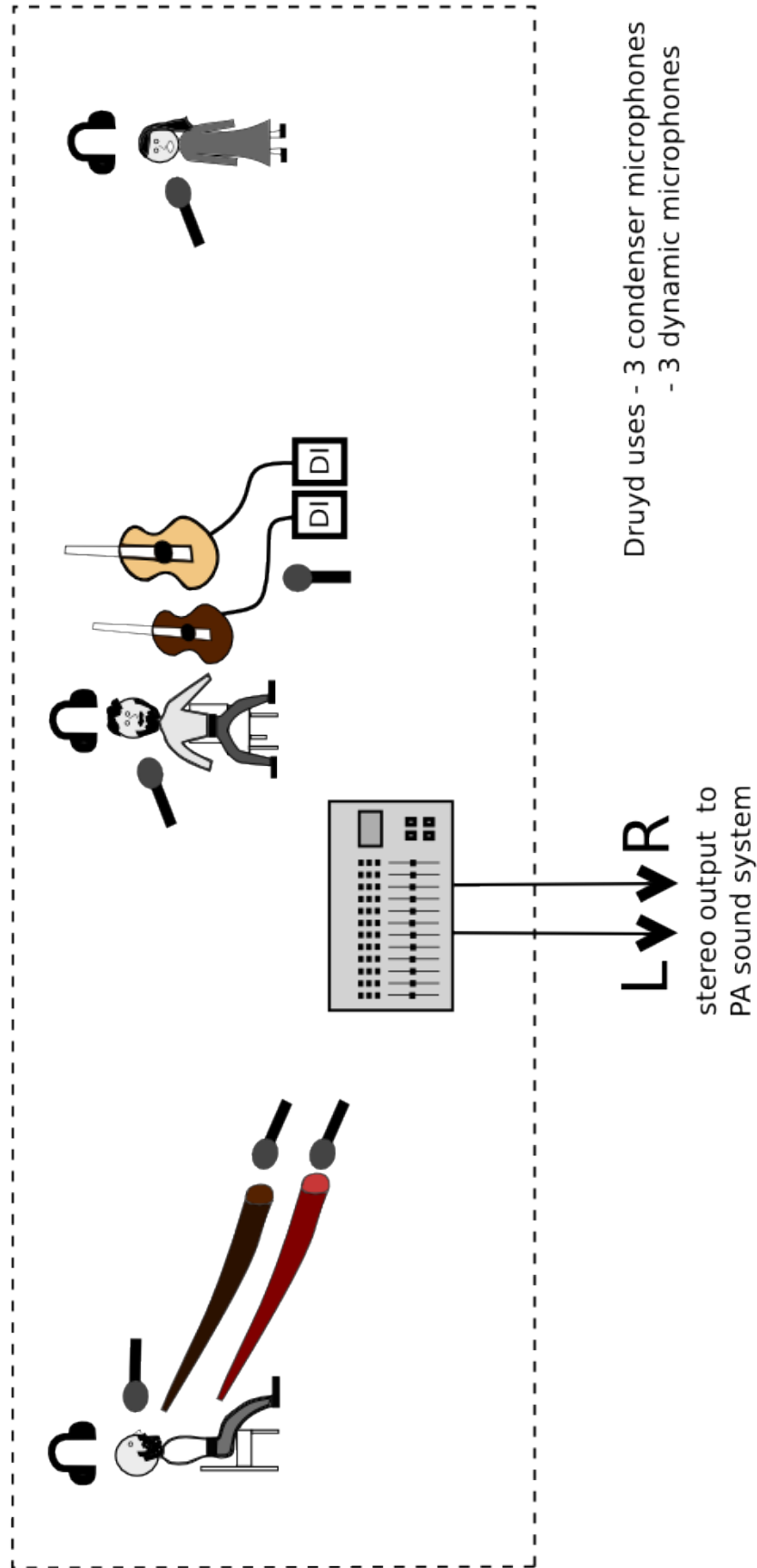
##### *Monitoring:*

- *Druyd uses their own monitoring preamp and headphones (main stereo out signal is provided to the stage in 2 male XLR or TRS cables which Druyd plugs in their headphone amplifier on stage)*

## Stage schematics - option (c)

Druid uses own full on stage mixing and monitoring equipment, onstage cables, DI boxes, and microphone stands.

The organizer provides the PA sound systems.



**OPTION (d)**

Druyd provides the full sound system and equipment.

Druyd brings and sets up their own full sound system and equipment (mixing, monitoring, PA, cables, stands).

Stage requirements:

- min. 4m wide, 3m deep, 0.6m high
- 2 chairs (no armrests)